



## Remote Learning

Here is this week's remote learning timetable.

If you have any questions or queries please feel free to email and I will help in any way I can!!

[sophie.miller@newhartley.northumberland.sch.uk](mailto:sophie.miller@newhartley.northumberland.sch.uk)

I have included a key below to show which lessons require just online video lessons with on occasion pencil and paper to record information

and other lessons/activities when sheets are available to be printed if you would like to.





Over the course of the week, there will be a combination of both options.

★ The equipment or what is required will be **clearly** stated for each lesson below.










I have also included information below linked to the BBC channel for remote learning:

- The CBBC channel will have a three-hour block of primary school programmes from 9am. This will include programmes from BBC Live Lessons and BBC Bitesize Daily as well as Our School, Celebrity Supply Teacher, Horrible Histories and Operation Ouch.












Key:			Please email this piece of work
	<p>Online only option no need to print any sheets. Use of technology to access learning/lesson (links included for these underneath)</p> <p>★ If paper and pencil (only tools that will be required) are needed, will be stated for that lesson/day.</p>	<p>Option to print sheets / have PDF documents for the children to write on. If access to a printer.</p> <p>Paper based activity.</p>	<p>A couple of pieces per week will be required to submit by email to assess/provide feedback on. Thank you!</p> <p>If the task is highlighted (as above in this key), they are the chosen, focus pieces of work.</p> <p>→ Feel free just to send a photo of those pieces of work or tasks in an email.</p> <div style="display: flex; justify-content: space-around; align-items: center;">   </div> <p>If these pieces of work could be submitted by the Friday evening that would fab!! Thank you all very much.</p> <p>Please feel free to take photos of your children completing tasks/activities and sending those as well!!</p>


















	Monday	Tuesday	Wednesday	Thursday	Friday
<b>E N G L I S H</b>	<p><b>Oak Academy</b>   <b>All About Witches (Information Texts).</b></p> <p>To listen to an information text and answer questions.</p> <p><a href="https://classroom.thenationalacademy/lessons/to-listen-to-an-information-text-and-answer-questions-6c1p2r">https://classroom.thenationalacademy/lessons/to-listen-to-an-information-text-and-answer-questions-6c1p2r</a></p> <p>The children will begin their lesson today with a spelling activity (common exception words - every, prove, climb). They will then listen to the information text read to them, they will then map the information text and finally answer some questions.</p> <p>Remember to magpie pieces/ideas you really like and would like to include in your own work.</p>  <p>★ Pencil and paper is only needed for this task.</p>	<p><b>Oak Academy</b>   <b>All About Witches (Information Texts).</b></p> <p>To tell an information text from memory.</p> <p><a href="https://classroom.thenationalacademy/lessons/to-tell-an-information-text-from-memory-6rvker?activity=video&amp;step=1">https://classroom.thenationalacademy/lessons/to-tell-an-information-text-from-memory-6rvker?activity=video&amp;step=1</a></p> <p>You will need your story map from yesterday for today's lesson. Today the children will start today's lesson with a game. They will then listen to the story map information text again. After that the children will step through the information text then speak through the information text themselves.</p> <p>★ Pencil and paper is only needed for this task.</p>	<p><b>Oak Academy</b>   <b>All About Witches (Information Texts).</b></p> <p>To use descriptive phrases.</p> <p><a href="https://classroom.thenationalacademy/lessons/to-use-descriptive-phrases-6xhkcd?activity=video&amp;step=1">https://classroom.thenationalacademy/lessons/to-use-descriptive-phrases-6xhkcd?activity=video&amp;step=1</a></p> <p>The children will begin today's English lesson with a spelling activity (Common exception words: only, water, any). They will then create their very own witch. Afterwards, the children will read a range of descriptive phrases and finally they will draw their own witch and label around the outside descriptive phrases.</p> <p>Remember to magpie pieces/ideas you really like and would like to include in your own work.</p>  <p>★ Pencil and paper is only needed for this task.</p>	<p><b>Oak Academy</b>   <b>All About Witches (Information Texts).</b></p> <p>To use the present tense.</p> <p><a href="https://classroom.thenationalacademy/lessons/to-use-the-present-tense-ccvkar?activity=video&amp;step=1">https://classroom.thenationalacademy/lessons/to-use-the-present-tense-ccvkar?activity=video&amp;step=1</a></p> <p>Today the children will be writing in present tense today. The children will begin today's lesson by playing a game. They will then spot sentences in the present tense. They will then begin to think about where their witch lives and what they do. Finally, the children will write some sentences in present tense.</p> <p>Remember to magpie pieces/ideas you really like and would like to include in your own work.</p>  <p>★ Pencil and paper is only needed for this task.</p>	<p><b>Oak Academy</b>   <b>All About Witches (Information Texts).</b></p> <p>To find key information in the text (the ice witch).</p> <p><a href="https://classroom.thenationalacademy/lessons/to-find-key-information-in-the-text-the-ice-witch-crrp4c?activity=video&amp;step=1">https://classroom.thenationalacademy/lessons/to-find-key-information-in-the-text-the-ice-witch-crrp4c?activity=video&amp;step=1</a></p> <p>The children will begin today's English lesson with a spelling activity (great, many, even). The children will then check their strategy for reading. Afterwards, they will do some reading altogether. Finally, the children will spot key pieces of information.</p> <p>★ Pencil and paper is only needed for this task.</p> <p>Remember to magpie pieces/ideas you really like and would like to include in your own work.</p> 


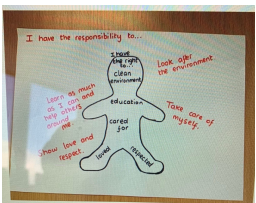







<p><b>Spelling Activity:</b> Focus spelling rule for the week: <b>The sound /u/ spelt with 'o'.</b> [other, mother, brother, nothing, Monday, money, cover, honey, discover, wonder].</p> <p><b>Task:</b> Write out and practise our focus spelling rule for the week on a piece of paper.</p> <p>★ Pencil and paper is only needed for this task.</p> <p> Sheets attached to year 2 webpage if needed.</p> <ul style="list-style-type: none"> <li>- Look, say, cover, write and check.</li> </ul>	<p><b>Handwriting activity:</b> Practise the following joins.</p>  <p>Then, write out the following words.</p>   <p> Sheet attached to year 2 web page if access to a printer.</p>	<p><b>Spelling activity:</b> Focus spelling rule for the week: <b>The sound /u/ spelt with 'o'.</b> [other, mother, brother, nothing, Monday, money, cover, honey, discover, wonder].</p> <p><b>Task:</b> Can you have a go at using 3 different types of recording materials (pencil, paint, crayons etc) to practise our focus spellings for the week and record on a big piece of plain paper.</p> <p>★ Pencil and paper is only needed for this task.</p> <p> Sheets attached to year 2 webpage if needed.</p> <ul style="list-style-type: none"> <li>- Word search</li> </ul>	<p><b>Handwriting Activity:</b> Practise the following joins.</p>  <p>Then, write out the following sentence.</p>  <p> Sheet attached to year 2 web page if access to a printer.</p>	<p><b>Phonics/Reading task:</b></p> <ol style="list-style-type: none"> <li>1) Ruth Miskin Phonics lesson. Complete today's set 3 sound and spelling lessons. Ruth Miskin Phonics Youtube. 9:30am onwards.</li> </ol> <p><a href="https://www.youtube.com/channel/UCo7fbl_gY2oA_cFCIq9GdxtQ">https://www.youtube.com/channel/UCo7fbl_gY2oA_cFCIq9GdxtQ</a></p> <p>★ Pencil and paper is only needed for this task.</p>
---	---	---	--	---



M A T H S	<p> <b>Whiterose Multiplication and Division focus.</b></p> <p>Recap - Make equal groups by sharing.</p> <p><a href="https://vimeo.com/492603273">https://vimeo.com/492603273</a></p> <p>Watch the following lesson then complete questions 1-3 using prompt sheet. Attached to year 2 webpage</p> <p>★ Pencil and paper is only needed for this task.</p> <p> Sheets attached to year 2 web page if access to a printer.</p>	<p> <b>Whiterose Multiplication and Division focus.</b></p> <p><b>Make equal groups by sharing.</b></p> <p><a href="https://vimeo.com/492603633">https://vimeo.com/492603633</a></p> <p>Watch the following lesson then complete questions 1-3 using prompt sheet. Attached to year 2 webpage</p> <p>★ Pencil and paper is only needed for this task.</p> <p> Sheets attached to year 2 web page if access to a printer.</p>	<p> <b>Whiterose Multiplication and Division focus.</b></p> <p>Recap equal groups - grouping.</p> <p><a href="https://vimeo.com/492603899">https://vimeo.com/492603899</a></p> <p>Watch the following lesson then complete questions 1-3 using prompt sheet. Attached to year 2 webpage</p> <p>★ Pencil and paper is only needed for this task.</p> <p> Sheets attached to year 2 web page if access to a printer.</p>	<p> <b>Whiterose Multiplication and Division focus.</b></p> <p><b>Make equal groups by grouping.</b></p> <p><a href="https://vimeo.com/492603961">https://vimeo.com/492603961</a></p> <p>Watch the following lesson then complete questions 1-3 using prompt sheet. Attached to year 2 webpage.</p> <p>★ Pencil and paper is only needed for this task.</p> <p> Sheets attached to year 2 web page if access to a printer.</p>	<p> <b>Whiterose Multiplication and Division focus.</b></p> <p>Make equal groups - grouping. Activity day. Comparing grouping and sharing today.</p> <p><b>PRACTICAL.</b></p> <p>Feel free to send photos of what your children have got up to in maths today making equal groups by grouping.</p> <p></p> <p><a href="https://vimeo.com/492604113">https://vimeo.com/492604113</a></p>
PE	<p> Follow Joe Wicks workout video for today YouTube. 9AM live video - or play later on in the day.</p>	<p> Coach Liam Active Future</p> <p><a href="https://www.youtube.com/watch?v=sGKUkSTFcEk">https://www.youtube.com/watch?v=sGKUkSTFcEk</a></p> <p>The floor is lava PE game. Have fun!</p>	<p> Follow Joe Wicks workout for today.</p>	<p> Coach Liam Active Future Pe session.</p> <p><a href="https://www.youtube.com/watch?v=XwahgyaoYns">https://www.youtube.com/watch?v=XwahgyaoYns</a></p> <p>Spell it out game - enjoy Year 2!</p> <ul style="list-style-type: none"> <li>- See if you can have a go at the little extra challenges at the end :)</li> </ul>	<p> Follow Joe Wicks workout for today.</p>

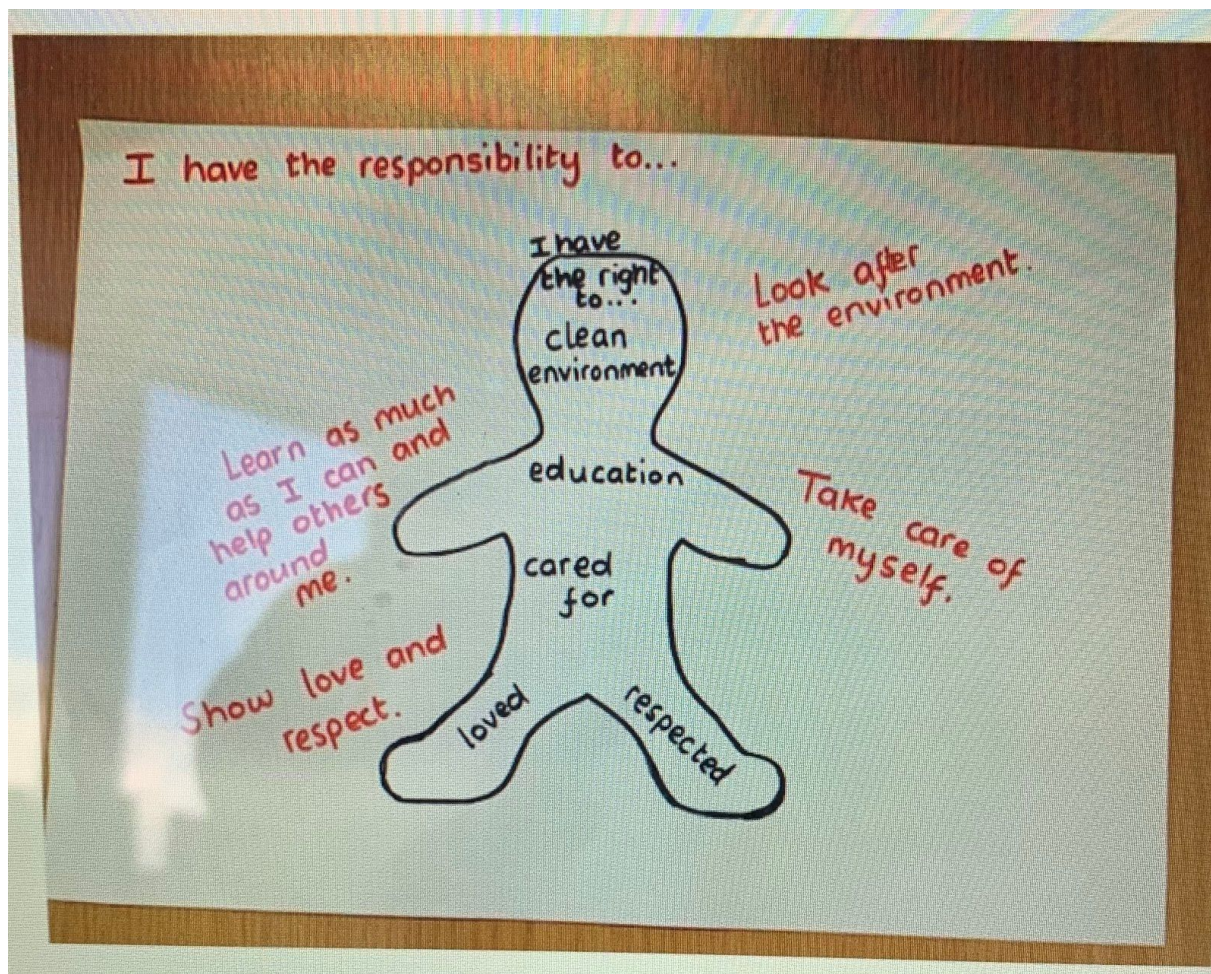


<p>T O P I C</p>	<p> <b>PSHE</b></p> <p>1) We have rights lesson.</p> <p>Children will learn what rights they have and their responsibility to keep themselves and others safe. Spotting what is wrong in situations.</p> <ul style="list-style-type: none"> <li>- Children will create their own scroll.</li> </ul> <p><a href="https://classroom.thenational.academy/lessons/we-have-rights-ctgket?activity=video&amp;step=1">https://classroom.thenational.academy/lessons/we-have-rights-ctgket?activity=video&amp;step=1</a></p> <p>2) Then move onto 'We are all responsible lesson'.</p> <p>The children will think about rights and responsibilities.</p> <p><a href="https://classroom.thenational.academy/lessons/we-are-all-responsible-64vk0r?activity=video&amp;step=1">https://classroom.thenational.academy/lessons/we-are-all-responsible-64vk0r?activity=video&amp;step=1</a></p>  <p>Larger image included below to have a look at :)</p> <p>Most of these sessions will use a PDF, link or e-book as a stimulus to facilitate discussion with your child. Some sessions will result in a written outcome and others will not.</p>	<p> <b>Habitats - Science</b></p> <p><a href="https://www.bbc.co.uk/bitesize/articles/ztv28hv">https://www.bbc.co.uk/bitesize/articles/ztv28hv</a></p> <p>Click on the following BBC bitesize link and watch the videos and enjoy the quiz at the end all about animals and their habitats. Ocean habitats focus then click and explore other habitats on the BBC bitesize website.</p> <ul style="list-style-type: none"> <li>- The children will develop an understanding of different habitats and the animals and plants that they contain.</li> </ul>	<p> <b>Science - Habitats.</b></p> <p>What are the characteristics of living things?</p> <p>Watch following video.</p> <p><a href="https://classroom.thenational.academy/lessons/what-are-the-characteristics-of-living-things-70u30c">https://classroom.thenational.academy/lessons/what-are-the-characteristics-of-living-things-70u30c</a></p> <ul style="list-style-type: none"> <li>★ Pencil and paper is only needed for this task.</li> </ul>	<p> <b>Geography - A geographer! → Scientist which studies the Earth, land and people.</b></p> <ul style="list-style-type: none"> <li>★ Pencil and paper is only needed for this task.</li> </ul> <p>Watch the following learning video:</p> <p>What lives in our oceans? Ocean habitats.</p> <p>Recaps the 5 oceans also.</p> <p><a href="https://classroom.thenational.academy/lessons/what-live-in-the-ocean-71gk2r?activity=video&amp;step=1">https://classroom.thenational.academy/lessons/what-live-in-the-ocean-71gk2r?activity=video&amp;step=1</a></p> <p>Drawing the animals we find in the ocean.</p>	<p> <b>Music</b></p> <p>Focusing on different musical instruments in music and the sounds they create.</p> <ol style="list-style-type: none"> <li>1) Have a listen to Mr Benefield's lesson learning all about the violin. <ul style="list-style-type: none"> <li>- Video included on the year 2 webpage.</li> </ul> </li> <li>2) Have a listen to the video provided on the school webpage of Mr Benefield singing. <ul style="list-style-type: none"> <li>- Row, row boat.</li> </ul> </li> </ol> <p>Can you join in with Mr Benefield?</p> <p>Discuss: If you could go on a boat ride anywhere in the world, where would you go? What would you like to visit? Who would you go with?</p> <p><b>Don't forget to look out for 'Miss Miller's Musical Moments' video for this week :)</b></p>  <p>I hope you enjoy it!!</p>
----------------------------------	---	---	---	--	--





--	--	--	--	--	--



There will also be **another** story video for you to watch! :)

I hope you enjoy the story... Don't forget to look for the little character hidden away somewhere!! Let me know which character you think it is....

Keep Smiling,  
Miss Miller :)