




Two Week Christmas Themed Planning (7th - 17th December)
Mr Milton

Weekly Learning Overview Y3		
Subject	In school learning	Remote learning
English	<p><u>Writing</u></p> <p>In the last two weeks of this term, we will be focusing our writing around two Christmas stories with a piece of writing at the end of each week.</p> <p>The two stories are The Night Before Christmas by Clement Moore and Dear Father Christmas, Get well Soon by Alan Durant. By the end of each week the children will have completed a longer piece of writing using vocabulary and writing tools collected from each story book.</p> <p>The two pieces of writing the children will complete are; a letter to Santa responding to his request for help and a Wanted Poster using inspiration of the description of santas in The Night Before Christmas (e.g His eyes how they twinkled! His dimples, how merry! His cheeks were like roses, his nose like cherry!)</p> <p>The Night Before Christmas - https://www.youtube.com/watch?v=xLt3l2qN4Js</p> <p>The skills the children will be learning are;</p> <ul style="list-style-type: none"> • Making inferences based on the text. • Contractions (cant', don't etc). • Similes (like a...) • Features of a non - fiction text (letter) • Rhyming 	<p>I have uploaded resources to the class webpage that can be used to teach your child about the skills that we will be covering in class. At the end of each week, your child can attempt to complete either the letter responding to Santa (Dear Father Christmas) or a wanted poster describing Santa (The Night Before Christmas).</p>

	<p><u>Reading</u> At school, children will be participating in their group reading session, once a week. On days where they are not group reading, they will be answering comprehension questions from a text that they are given.</p>	<ul style="list-style-type: none"> I have attached the reading comprehension sheet about the history of Santa Claus that your child/ren would have been accessing, had they been in school. The third page contains a set of questions that they can try and answer about the text. Use the book that they have received from school and ask them questions from the question bank located at the back of the book.
	<p><u>Handwriting</u> Children will complete a small handwriting task on a morning from the Nelson Handwriting scheme.</p>	<ul style="list-style-type: none"> The PDF of the handwriting scheme task has been added to the Year 3 webpage on the school website (http://www.newhartley.northumberland.sch.uk/webpage/year_3/422154)
	<p><u>Spelling</u> We will be learning about the "ly" suffix and the spelling rules regarding adding "ly". This week we will focus on the exceptions to the rules we have previously discussed.</p>	<ul style="list-style-type: none"> The list of the spellings for this week has been added to the Year 3 page of the school website (link shown above).
Maths	<p>This week, we will be getting creative with our maths delivery and looking closely at reasoning and problem solving within columnar addition and subtraction.</p>	<p>I have uploaded some Christmas themed reasoning and problem solving questions that will include column addition and subtraction.</p> <p>In addition to this, there will be numerous Maths activity packs with Christmas themes uploaded.</p>
Christmas Crafts	<p><u>Art</u></p> <ul style="list-style-type: none"> Using ribbon to thread through the card to create a Christmas tree Christmas card. 	<p>In class we have already completed a calendar showing a sunset background and a silhouette of Stonehenge. You could replicate the same at home? Can your child teach you how to create one and gift it to a relative?</p>  <p>I have also uploaded a selection of fun Christmas craft ideas.</p>

DI

- Clay Snow Men



- Shoe box winter scene



- Lollipop Stick Snowflakes

