

What's on the Tray? Instructions

Before the Activity


- Prepare and cut out the words.
- Find a tray or use the tray picture below.
- Find a piece of material or paper to cover the words.

How to play:


1. Place a number of Word Cards on the tray.
2. Allow the player(s) a certain amount of time to read and remember the words on the tray, e.g. one minute.
3. Cover the items on the tray.
4. Ask the player(s) to recall all of the items they can remember. The player who remembers the most words wins!

Challenges:

- Ask the children to write down the real words they remember.
- Add some of the alien words. Can the player(s) read and remember their alien names?
- Remove one of the items from the tray. Uncover the remaining items and ask the player(s) which item is missing.

























What's on the Tray? Cut-Outs

bell

twinkl.com

beach

twinkl.com

hat

twinkl.com

pot

twinkl.com

moon

twinkl.com

book

twinkl.com

zip

twinkl.com

clay

twinkl.com

What's on the Tray? Cut-Outs

flies

[twinkl.com](https://www.twinkl.com)

home

[twinkl.com](https://www.twinkl.com)

hook

[twinkl.com](https://www.twinkl.com)

chips

[twinkl.com](https://www.twinkl.com)

broom

[twinkl.com](https://www.twinkl.com)

crayon

[twinkl.com](https://www.twinkl.com)

bones

[twinkl.com](https://www.twinkl.com)

pie

[twinkl.com](https://www.twinkl.com)

What's on the Tray? Cut-Outs



foob

twinkl.com




yie

twinkl.com



pem

twinkl.com



soll

twinkl.com



vay

twinkl.com



zeb

twinkl.com



cheeb

twinkl.com



timp

twinkl.com