

Mrs Banks' RWI group

This PowerPoint/PDF contains the text and activities your child should work through over the course of the lesson.

Please do not print this document.

Your child will be able to complete the lesson simply by accessing this on a screen such as a laptop or tablet.

All written tasks can be done on paper. Ideally this would be lined, but again any paper is acceptable.

Wednesday

16.6.21

Wednesday

Read the Set 2 Speed Sounds as fast as you can.

ay

ee

igh

ow

oo

ar

or

air

ir

ou

oy

Wednesday

Read the Set 3 Speed Sounds as fast as you can.

ea

oi

a-e

i-e

o-e

u-e

aw

are

Wednesday

Today's focus sound is o-e as in: 'phone home'.

Your child should look at the words on the next few pages and:

1. Spot 'special friends'

Fred Talk

Read the word

2. Read the words again using 'secret Fred Talk'

3. Read the words again on sight, this is our 'speed read'

Your child will be familiar with these phrases!

Wednesday

phone

Wednesday

home

Wednesday

stole

Wednesday

note

Wednesday

slope

Wednesday

Today's focus sound is o-e as in: 'phone home'.

Next ask your child to spell each word.

They should:

- use their 'Fred Fingers' to identify how many sounds in each word
- pinch the sounds
- write the word
- check the word and make any corrections as necessary

Again, your child will be familiar with this – ask them to teach you!

Wednesday

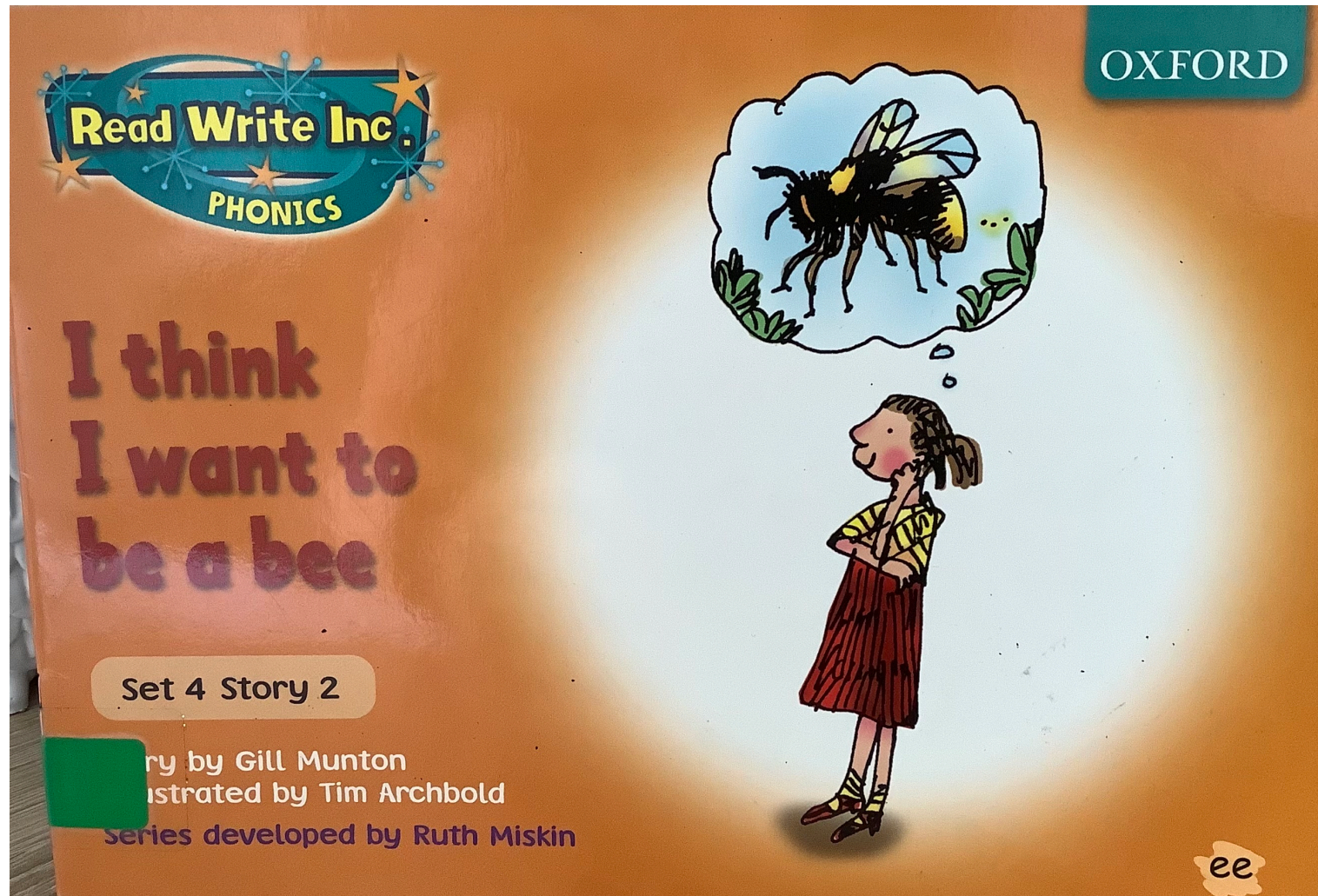
Think about the story.

Read the story to your child again, this time talking about why the girl wants to be each animal.

Talk about what she thinks is the best thing to be.

“I think I want to be ... just me!”

Now it is time for children to read the story for the third time themselves. There should be a noticeable improvement over the week.




I think

I want

to be ... a bee,

to whizz and buzz

from tree to tree.






A whizzing, buzzing, humming bee,



a bee is **what I want to be!**





I think

I want

to be ... a sheep,


to munch green grass,
then drop asleep ...




I think

I want

to be ... a cat,




to flash my teeth
and catch a rat ...



A rat,



an ant,




a bat,




a frog ...



a fox,



a crab,



a hen,




a dog ...



A fish,




a cat,



a sheep,



a bee ...



I think I want to be ... just me!

Questions to talk about.

Read out the following questions. For each question direct your child to relevant page of the story to find the answer, but encourage them to find and prove the answer by pointing to the relevant words on the page/screen – this avoids just relying on memory of the story.

1. What will she do as a bee?
2. What will she do as a sheep?
3. What will she do as a cat?
4. What other animals does she think about being?

Wednesday

Proof read and edit

Give your child a copy of these sentences, *exactly* as shown (handwritten is fine).

Read these sentences aloud as they *should* be:

i want to be a fis. i want to be a shep

Can your child spot the mistakes?

Together, discuss/identify the missing capital letters to start each sentence, the two spelling mistakes and the missing full stop at the end of the second sentence.

Ask your child to re-write the sentence correcting the mistakes.

This is the end of Wednesday's RWI session. Thank you.