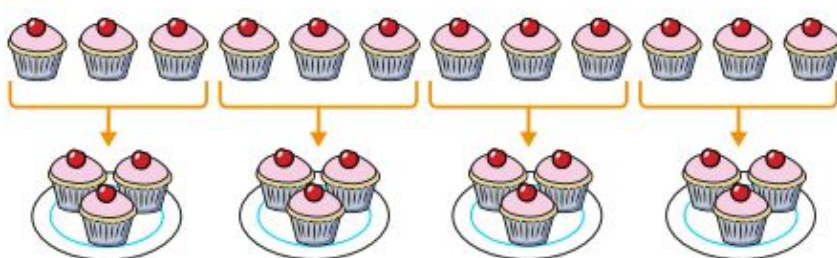


18.1.21 Multiplication and Division - Dividing by 4.

This is not a worksheet to print out. This is an on screen prompt to provide you with questions to aid your child's learning. The answers to these questions can be recorded using pencil and paper.

1. There are 12 cakes. Look at the model below and complete the sentences.




Complete the sentences.

There are plates.

Each plate has cakes.

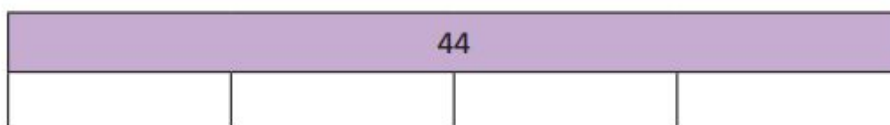
12 shared into equal groups is

2. There are 16 flowers.



- a) Draw the same number of flowers on your paper but draw them in groups of 4.
b) How many groups of 4 did you make?

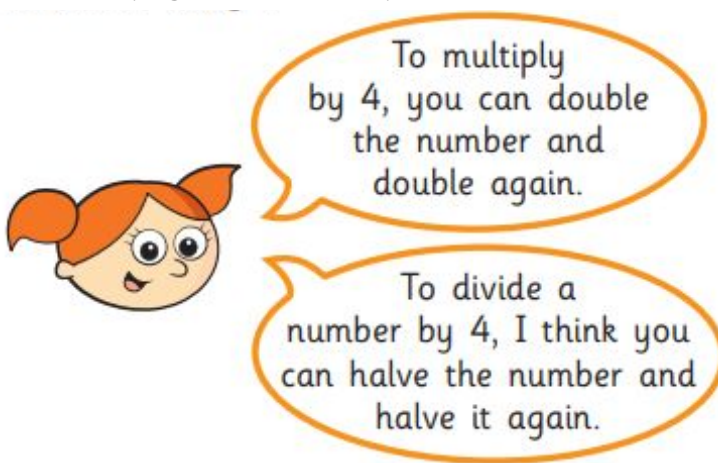
3. Draw and complete the bar model on your paper.



Complete the division statement to match the bar model.

$$44 \div \boxed{} = \boxed{}$$

4. Alex is trying to divide 48 by 4.



Use an array (a picture version of multiplication using dots in rows and columns) to show that Alex's method works. Does this method always work?