





















































15/20 min tasks.	Monday	Tuesday	Wednesday	Thursday	Friday
Key:  = ICT online option (links included underneath)  = Paper based/Practical option					
Reading	<p> Listen to the story being read on BBC Bitesize Reading lesson - Funny Bones. Then complete the questions in Activity 2. https://www.bbc.co.uk/bitesize/articles/zfmpg8</p> <p> Discover your favourite story and read together. Discuss your favourite part of the story and why?</p>	<p> Watch the video and complete the discussion points and Activity 1 asking people in your household their favourite story and why. https://www.bbc.co.uk/bitesize/articles/zhqsf4j</p> <p> Discuss a problem that happens in a story you are reading. Change the problem that happens.</p>	<p> Looking at Oak Academy lessons. Focusing on Philip Pullman's story text The Firework Maker's Daughter. Focusing on inference and having a guess using clues what the answer might be. (30 mins) https://www.thenational.academy/year-2/english/the-firework-makers-daughter-to-make-inferences-year-2-wk2-1</p> <p> Identify 5 unfamiliar words in your story/text you are reading and find out the meaning.</p>	<p> Continuation from yesterdays Oak Academy inference lesson looking at The Firework Maker's Daughter using clues to answer questions. https://www.thenational.academy/year-2/english/the-firework-makers-daughter-to-make-inferences-year-2-wk2-2</p> <p> Read a story with a woodland theme, can you draw/paint/colour your favourite illustration in the story. Can you retell the story to someone else using your hand drawn pictures?</p>	<p> Using Oxford Owl, can you finish off this exciting story? How can you make it your own? https://cdn.oxfordowl.co.uk/2018/04/10/11/25/46/742/RWO_Stage_4_Trad_Tales_Parent_PDF.pdf</p> <p> Read a poem you have not read before, discuss what it means with your grown up. What happens in the poem?</p>

<p>Writing</p>	<p> Writing sentences using capital letters, full stops and conjunctions. BBC Bitesize. Complete activity 1, Writing 6 sentences using leaf, cocoon and wiggle. https://www.bbc.co.uk/bitesize/articles/zntmxc</p> <p> From your favourite story, draw your favourite character and write a sentence why you like them. Can you include a conjunction?</p>	<p> Have a go at helping the small-town superheroes in their game on BBC Bitesize. Play and choose 'sentences' level to begin with. https://www.bbc.co.uk/bitesize/topics/zd63xyc/articles/zncgvk7</p> <p> Write a letter to a neighbour or friend. Can you tell them: How you are feeling? What you have been up to? 3 things you want to do after Covid19.</p>	<p> How to write a poem BBC Bitesize. Can you use alliteration using the first letter of your name? How many different types can you create? E.g. Marvellous Miss Miller. Miniature Miss Miller, Mighty Miss Miller. Also, complete the quiz today! https://www.bbc.co.uk/bitesize/topics/zjhvcw/articles/zq6dng8</p> <p> Make a card and write inside a nice message for someone at home or someone working for the NHS to say thank you for their hard work.</p>	<p> Rhyming words BBC Bitesize lesson. Let's start with watching the video, finding matching rhyming words. Then can you create a set of rhyming words yourself? https://www.bbc.co.uk/bitesize/topics/zjhvcw/articles/zqjgrdm</p> <p> Write down 10 words you think best describe a story you have read today. Can you include some of those words into a sentence about your story?</p> <p>What is a describing word again?</p>	<p> What is a rhyming scheme? Through BBC Bitesize. Watch the video and have a go at completing a rhyming scheme yourself. https://www.bbc.co.uk/bitesize/topics/zjhvcw/articles/z83g2nb</p> <p> Identify 6 adjectives you can spot in a story of your choice and write them down. Can you put 1 or 2 into a sentence?</p>
----------------	---	---	--	---	--

<p>Maths</p>	<p> What are 2D shapes? Complete 2D shapes videos and Quiz afterwards. https://www.bbc.co.uk/bitesize/topics/zjv39j6/articles/ztpwdmn</p> <p> Can you create your own secret code for people to crack? You could include letters, numbers or pictures. e.g. 1 = the letter s 2 = the letter u 3 = the letter n Crack the code 123 Answer = sun</p>	<p> What are 3D shapes? Complete the 3D videos and quiz. https://www.bbc.co.uk/bitesize/topics/zjv39j6/articles/zcsjqtq</p> <p> Choose a number within 100. What could the question be? Repeat a few times. e.g. 12 (10 + 2, half of 24 or 20-8).</p>	<p> What are the properties of 3D shapes? Have a look at the video and complete the quiz. https://www.bbc.co.uk/bitesize/topics/zjv39j6/articles/zgqpk2p</p> <p> Cut a piece of string of any length. Can you find things that are longer or shorter? Take a photo.</p>	<p> What is tessellation? Have a look at the video and complete the tessellation. https://www.bbc.co.uk/bitesize/topics/zjv39j6/articles/zqxwfcw</p> <p> Can you build a tower using different materials? How tall can you make it? Can you measure it?</p>	<p> Have a go at playing Karate cats maths game. Choose a topic (start with shape then choose your own after), choose a level. Have fun! https://www.bbc.co.uk/bitesize/topics/zjv39j6/articles/zf4sscw</p> <p> Can you create a repeating pattern using 2D shapes in your house? Using objects or draw the shapes yourself and cut out.</p>
--------------	---	--	--	--	---

Physical (PE)	 <p>Joe Wicks YouTube - PE lesson</p>  <p>Hike up your stairs like it is a mountain, so, so high. Can you find different areas of your house to hike too! What could you go and explore?</p>	 <p>Joe Wicks YouTube - PE lesson</p>  <p>Hop around your garden like a bunny. Can you think of any other animals you could move like? How might they move in the wild?</p>	 <p>Joe Wicks YouTube - PE lesson</p>  <p>Make an obstacle course in your garden using 5 pieces of equipment or including 5 different stations to complete. Can you get someone else in your household to complete it as well?</p>	 <p>Joe Wicks YouTube - PE lesson</p>  <p>Can you try making these yoga poses for different animals? (see bottom of this timetable)</p>	 <p>Joe Wicks YouTube - PE lesson</p>  <p>Can you try these garden yoga poses? (see bottom of this timetable)</p>
---------------	--	---	--	---	---

<p>And another e.g. art/ DT/Music etc</p> <p>Music</p>	<p> BBC Bitesize music to listen to. Discuss what instruments you can hear. What did you like about the music? www.bbc.co.uk/bitesize/topics/zw2ntv4/resources/1</p> <p> Make a drum kit using saucepans and wooden spoons. Compose your own short piece of music.</p>	<p> Have a listen to the radio. Can you hear a new piece of music you haven't heard before? Discuss what you liked about it.</p> <p> Can you junk model a new instrument? What is it called? Do you have to blow into it? Do you hit it?</p>	<p> Make a playlist using the computer. What are your favourite songs? Write them down.</p> <p> Can you create a piece of music only using clapping?</p>	<p> With a grown up, use YouTube. Listen to your favourite band/group. Then create your own band name and members.</p> <p> Clapping for the NHS. Use a saucepan and spoon. Make the best tune in your street.</p>	<p> Talk to a friend or family member using a device e.g. facetime/skype/zoom etc. Ask them to sing you a song. Can you join in?</p> <p> Bottle music. Get a few same sized bottles. Fill with water of different amounts. Blow across the top and make a tune.</p>
---	---	--	--	---	---

GARDEN YOGA FOR KIDS



Pretend to be a tree

Tree Pose: Stand on one leg. Bend the other knee and place the sole of your foot on your inner thigh. Sway like a tree in the breeze. Now the other side.



Pretend to be a frog

Squat Pose: Come down to a squat with your knees apart and arms resting between your knees. Touch your hands to the ground. Jump like a frog.



Pretend to be a seed

Child's Pose: Sit back on your heels and bring your forehead down to rest on the floor. Pretend to be a seed in the garden.



Pretend to be a butterfly

Cobbler's Pose: Sit on your buttocks with a tall spine. Bend your legs with the soles of your feet together. Flap your legs like the wings of a butterfly.



Pretend to be a flower

Flower Pose: Lift your bent legs, balancing on your sitting bones. Weave your arms under your legs, palms up. Pretend to be a flower in bloom.



printable yoga poster



Turtle



Monkey



Giraffe



Butterfly



Flamingo



Lion



Dog



Snake



Cow



Cat

Animal Poses