


If using this as a prompt for recording please use the title: **Place Value Lesson 1.**

Write the question number followed by your answer. e.g. Q1. A

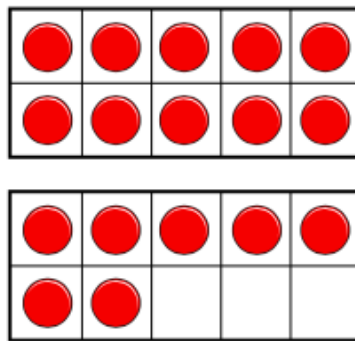
Where questions use numerals/numbers please encourage your child to read the number independently where possible.

1. Which picture shows the number 12?
2. Which picture shows the number 14?
3. Which picture shows the number 17?

A



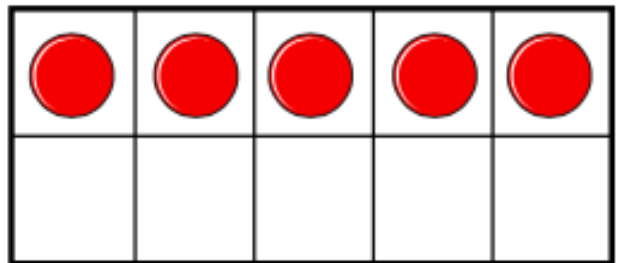
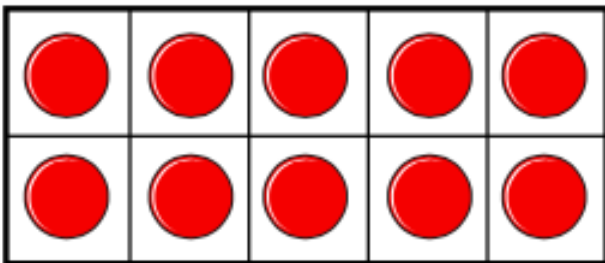
B



C



Here is a number:



4. What is the number?
5. Draw your own ten frames (grownups might need to help).
Now can you show the same number from Q.4 in a different way?
Draw your counters in the ten frames.

6. Copy the following numerals then write them in words. Use a new line for each.

12 13 15 18 20

7. Copy and complete the following number tracks.

10 11 12 _ _ _ _ _ _ _

_ _ _ 12 13 _ _ _ _ _

18 17 _ _ _ _ _ _ _ _