

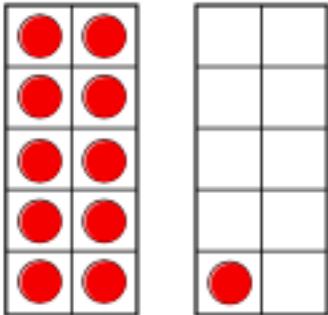


If using this as a prompt for recording please use the title: **Place Value Lesson 2.**

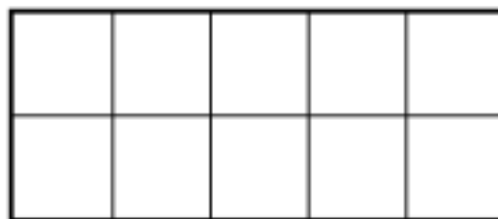
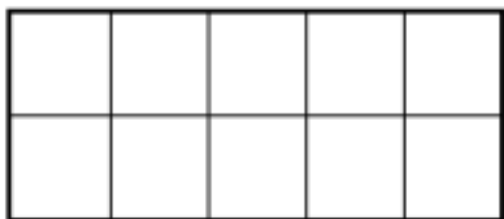
Write the question number followed by your answer. e.g. Q1. twenty
Where questions use numerals/numbers please encourage your child to read the number independently where possible.

Look at this table and write or draw what is missing.

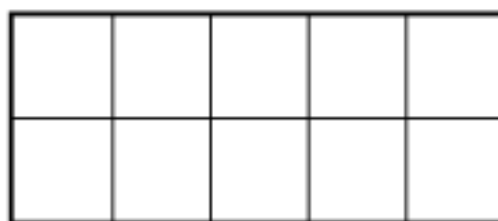
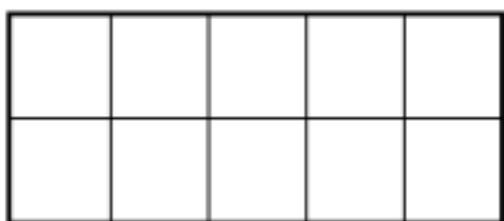
Picture	Numeral	Word
	20	1.
	2.	3.
	4.	5.
6.	12	7.
8.	9.	seventeen

10. Copy the ten frames (a grownup may be able to help).
Draw counters to show 14 in three different ways.

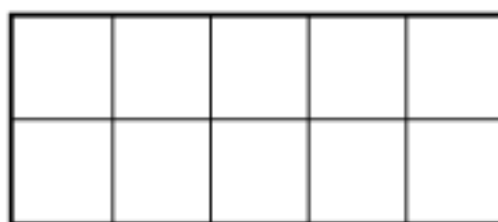
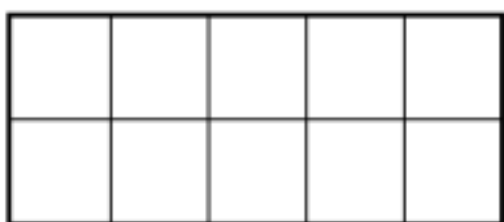
a)



b)

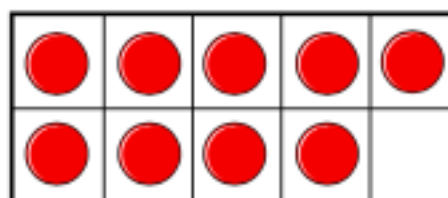
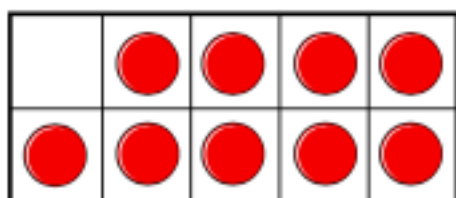


c)



11.

I have made
the number 19



Has Teddy made the number 19?
Explain to a grownup how you know.