

Mrs Banks' RWI group

This PowerPoint/PDF contains the text and activities your child should work through over the course of the lesson.

Please do not print this document.

Your child will be able to complete the lesson simply by accessing this on a screen such as a laptop or tablet.

All written tasks can be done on paper. Ideally this would be lined, but again any paper is acceptable.

Tuesday

15.6.21

Tuesday

Read the Set 2 Speed Sounds as fast as you can.

ay

ee

igh

ow

oo

ar

or

air

ir

ou

oy

Tuesday

Read the Set 3 Speed Sounds as fast as you can.

ea

oi

a-e

i-e

o-e

u-e

aw

are

Tuesday

Today's focus sound is i-e as in: 'nice smile'.

Your child should look at the words on the next few pages and:

1. Spot 'special friends'

Fred Talk

Read the word

2. Read the words again using 'secret Fred Talk'

3. Read the words again on sight, this is our 'speed read'

Your child will be familiar with these phrases!

Tuesday

time

Tuesday

fine

Tuesday

smile

Tuesday

nice

Tuesday

slime

Tuesday

Today's focus sound is i-e as in: 'nice smile'.

Next ask your child to spell each word.

They should:

- use their 'Fred Fingers' to identify how many sounds in each word
- pinch the sounds
- write the word
- check the word and make any corrections as necessary

Again, your child will be familiar with this – ask them to teach you!

Tuesday

Orange book 2 - I think I want to be a bee
Read the Speedy Green Words

tree teeth fox frog think

from sleep cat just then

dog green fish catch and

Tuesday

Orange book 2 – I think I want to be a bee

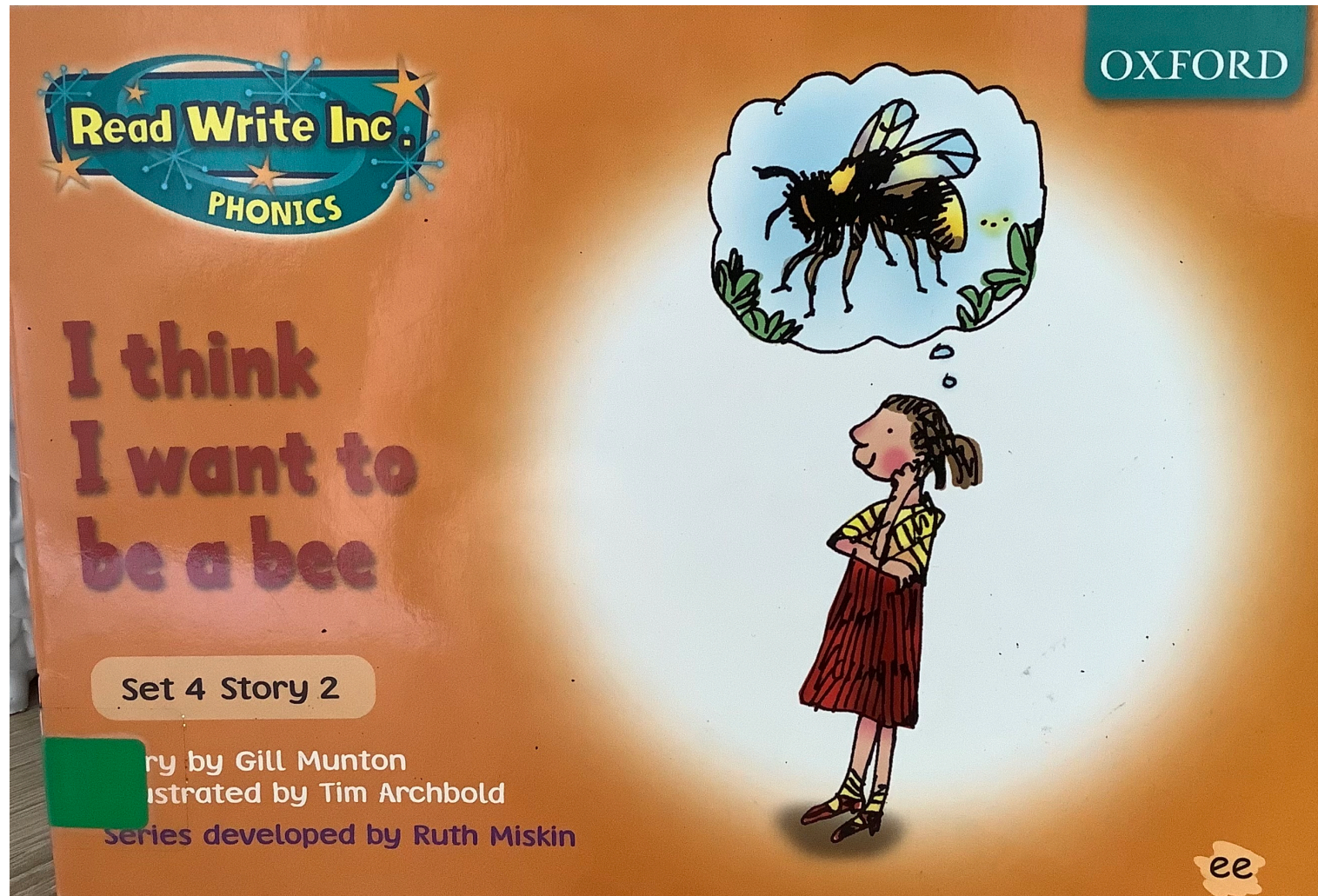
Read the Red Words – remember, we can't Fred a red!

what to me be want

my they said are some

I've we he she her all

Now it is time for children to read the story for the second time themselves.




I think

I want

to be ... a bee,

to whizz and buzz

from tree to tree.






A whizzing, buzzing, humming bee,



a bee is **what I want to be!**





I think

I want

to be ... a sheep,

to munch green grass,
then drop asleep ...


I need a nap!




I think

I want

to be ... a cat,



to flash my teeth
and catch a rat ...



A rat,



an ant,




a bat,




a frog ...



a fox,



a crab,



a hen,




a dog ...



A fish,




a cat,



a sheep,



a bee ...



I think I want to be ... just me!

Tuesday

Hold a sentence activity.

I want to flash my teeth.

1. Say the sentence above and ask your child to repeat it.
2. Repeat it until your child can remember the whole sentence
3. Write the sentence on a whiteboard or piece of paper and ask your child to help you; sounding out regular words and identifying where capital letters, spaces and punctuation should be. Re-read the sentence to check it makes sense.
4. Can they recall how to spell 'want'. Can they identify the 'grotty grapheme'?
5. Hide the sentence and ask your child to write it on their own.
6. Check it together, so that your child can see where they have been successful and where any mistakes may have been made.

That is the end of Tuesday's RWI session. Thank you