



# PSHE and Citizenship

Living in the Wider World | Money Matters

# Money



# Aim

- I can explain the different forms money comes in.

# Success Criteria

- I can discuss why we need money.
- I can talk about the different forms money comes in.
- I can explain when I might use each form of money

# **Big Questions**

What is money?

What do we need money for?



# Reconnecting

# Why Do We Need Money?



What does it mean to spend money? What does it mean to save money?

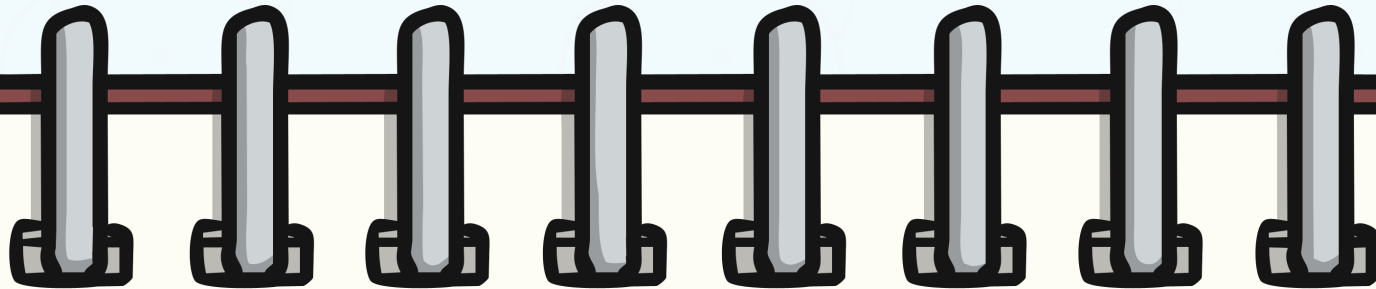
There are lots of things we need money for every day. What have you spent money on recently?

Now, talk to the person next to you and think of all the things we need money for.



What do we need money for?

# Why Do We Need Money?



Things We Need Money For:

---

---

---

---


---

---



# Exploring

# What Are These?




**Coins** – coins come in different values. We can use them to pay small amounts.

**Banknotes** – banknotes come in different values. We can use them to pay for more expensive items in shops.



# What Are These?




**Bank cards** – this is a card linked to a bank account. Using it to pay for things spends the money in our bank account. We might have to put our card in a machine and remember a special code of numbers called a pin to be able to use it.

**Contactless payments** – small amounts (up to £45) can be paid for using our bank card with no need for a pin code. Instead, it can just be tapped onto a special contactless card reader.



# What Are These?



**Online money transfer** – certain devices like phones, tablets and computers can also use details from our bank account to pay for items. This is usually for larger things or regular payments like bills.



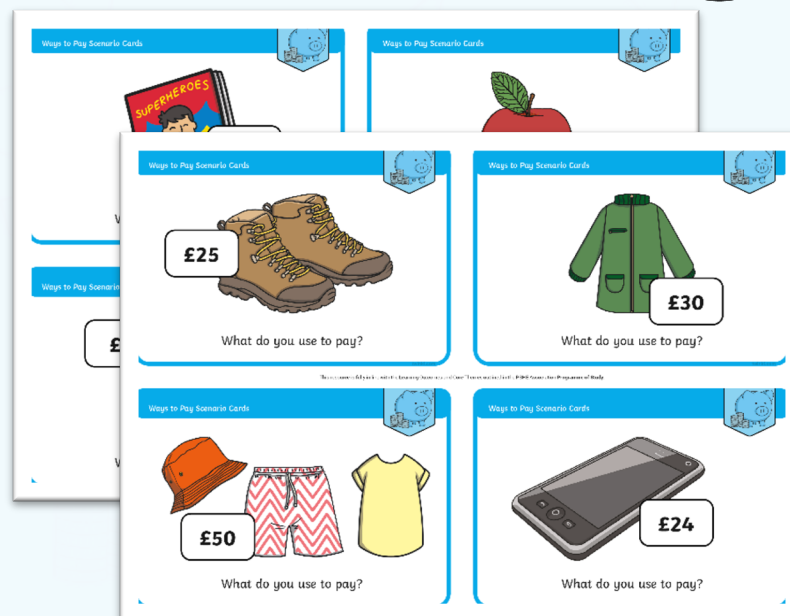
# Ways to Pay



Around the room there are Ways to Pay Posters.

Working in groups, read your Ways to Pay Scenario Card and go to the poster that shows the right payment method.

Let's see which method of payment you chose for your purchase.



Consolidating




Reflecting

# Consolidating



# Out Shopping








Now complete the **What to Buy Activity Sheet**, using an example of something you could pay for with each payment method.



## What to Buy

Draw or write something you would use the following payment method for in the table below.

Payment Method	I would use this to buy
<p>Coins</p> 	
<p>Bank Notes</p> 	
<p>Bank Card</p> 	
<p>Contactless Payment</p> 	
<p>Online Money Transfer</p> 	

This resource is fully in line with the Learning Outcomes and Core Themes outlined in the PSHE Association [Programme of Study](#)



PSHE and Citizenship | KS1 | Living in the Wider World | Money Matters | Money

visit [twinkl.com](https://www.twinkl.com)




# **Reflecting**



# Keep it Safe



All these ways of spending money need careful looking after. Look at these pictures. How might these help you look after your money?



**Piggy bank** – This is a safe place to keep coins or notes. We can save money here to spend on something special.

**Wallet** – This can be a safe way to carry money around when we are out and about.

If we need to remember any passwords or pin numbers to use our bank cards or online money transfers, these need to be kept private.



# **The Big Questions**

What is money?

What do we need money for?





**How have your answers to  
these questions changed  
since the beginning of the  
lesson?  
Share your thoughts with  
the class.**

# Aim

- I can explain the different forms money comes in.

# Success Criteria

- I can discuss why we need money.
- I can talk about the different forms money comes in.
- I can explain when I might use each form of money

