

15.1.21

Multiplication and Division - Multiply by 4

This is not a worksheet to print out. This is an on screen prompt to provide you with questions to aid your child's learning. The answers to these questions can be recorded using pencil and paper.

1. Complete the sentences by writing them on some paper.

a)

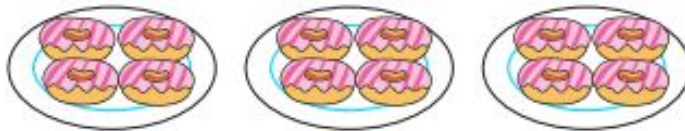


There are bags of pears.

There are pears in each bag.

There are pears in total.

b)

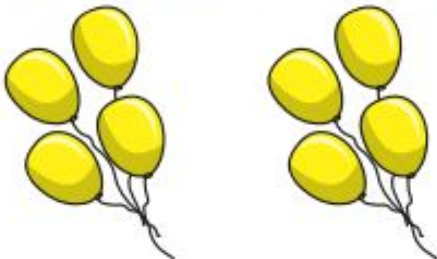


There are plates.

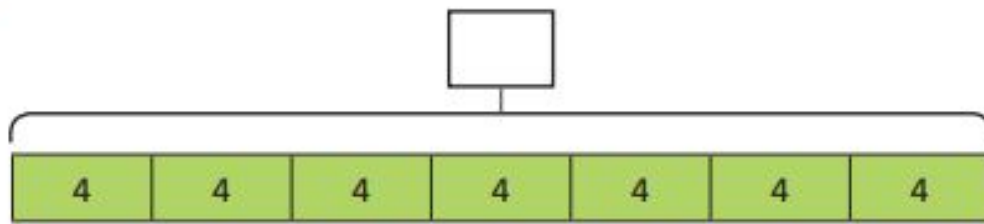
There are doughnuts on each plate.

There are doughnuts in total.

2. Draw the following image on your paper and write a multiplication sentence that the image represents.



3. Draw out the model below and fill in the missing value.



What multiplication sentence is being represented?

4. Write your response to this question below making sure you give your reasoning.

Do you agree with Ron?

Explain your answer.

To multiply by 4,
you take the number
you are multiplying and
double it twice.

