

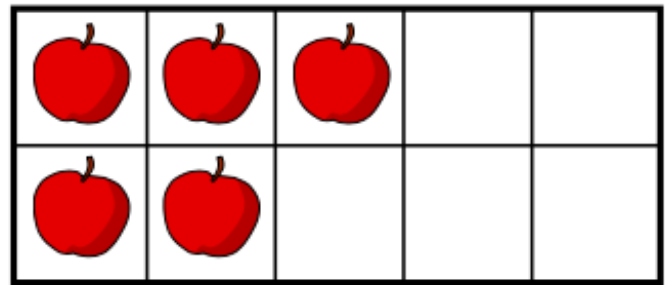

If using this as a prompt for recording please use the title: **Place Value Lesson 3 & 4.**

Write the question number followed by your answer. e.g. Q1. 5

Where questions use numerals/numbers please encourage your child to read the number independently where possible.

Look at the pictures representing a number then copy and complete the sentences below.



1. How many apples are there?



There is _____ ten and _____ ones.

There are _____ apples.

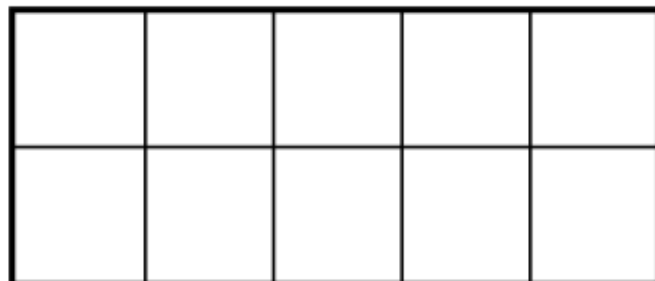
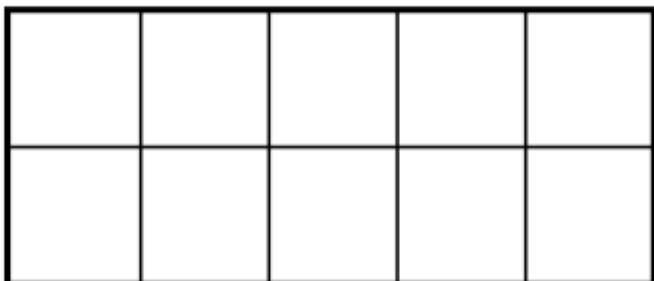
2. How many bees are there?



There is _____ ten and _____ ones.

There are _____ bees.

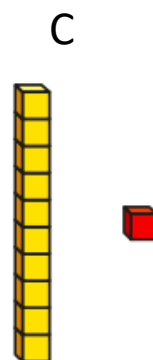
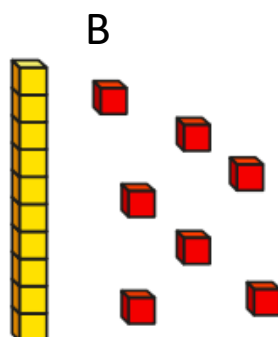
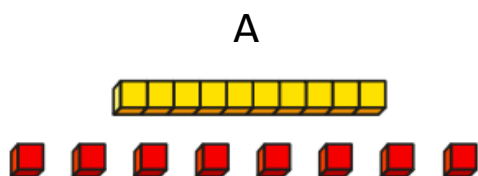
3. Make/draw your own ten frames (a grownup may help).
Draw counters on your tens frames to show 1 ten and 3 ones.



Copy and complete the sentence:

1 ten and 3 ones is equal to ____.

Look carefully at these pictures then answer the questions below.



4. Which pictures represents 1 ten and 7 ones?
5. Which picture represents 1 ten and 1 one?
6. Which picture represents 1 ten and 8 ones?
7. Copy and complete the sentences. Write number in numerals.

1 ten and 6 ones = _____.

_____ = 1 ten and 3 ones.

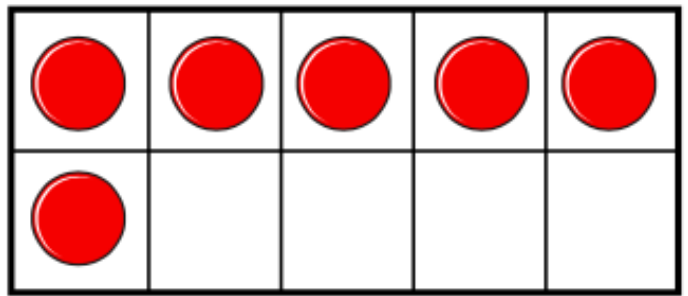
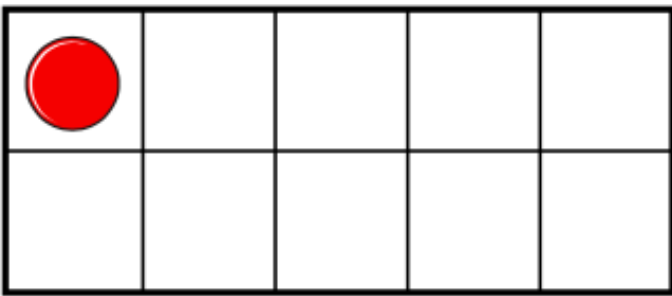
15 = _____ ten and _____ ones.

2 tens = _____.

1 ten and 10 ones = _____.

8. Is this true or false?

The ten frames show the number 16.



Explain to a grownup how you know.