

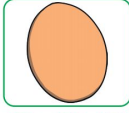




Weekly Learning Overview Reception 8th March		
Subject	In school learning	Remote learning
Literacy/ Communication	<p>Stories about ducks-Farmer Duck, Come on Daisy</p> <p>Listening games about farm animals</p> <p>Getting to know and enjoying playing with our friends again</p>	<p>-Listen to the story of Farmer Duck</p> <p>Step Inside: Farmer Duck - YouTube</p> <p>-After listening which animals can you remember from the story-draw a farmyard pictures with all the animals and label them</p> <p>-The story was about a duck-what sound does duck start with-practice writing letter d</p> <p>-Follow this link for a Read Write Inc lesson on letter sound d Read Write Inc. - d - YouTube</p> <p>-see how many words you can write that start with d</p> <p>-Find a page in one of your favourite books-can you spot and letter d's?</p> <p>-Play a listening game -close your eyes, ask your grown up to make different farm animal noises-can you tell which one, point to it on your farmyard picture?</p> <p>-Choose your favourite animal from the story-make an information poster about it-draw a picture, write its name, what does it eat? What are its babies called?</p> <p>-Try a Spring initial sounds activity-grown ups draw these pictures with the sounds underneath-ask your child to choose the correct initial sound</p>

		<p>Say the word. What initial sound can you hear? Colour in the correct one.</p> <div style="display: flex; flex-wrap: wrap;"> <div style="width: 50%; text-align: center;">  <p>b l p</p> </div> <div style="width: 50%; text-align: center;">  <p>f s d</p> </div> <div style="width: 50%; text-align: center;">  <p>g e a</p> </div> <div style="width: 50%; text-align: center;">  <p>h e b</p> </div> </div>
Maths	<p>Recapping on the past half term-numbers 5-10</p> <p>Ordering numerals to 10</p> <p>Recapping on knowledge of numbers and their composition to 10</p> <p>5 Little ducks song-singing, practical subtraction, subitising</p>	<p>Spring Consolidation – Week 1 White Rose Maths</p> <p>-Click this link to take you a weeks worth of lessons recapping and consolidating on the past half terms work-ask a grown up to draw 10 eggs, cut them out and hide them around the house or garden, go on an egg hunt!</p> <div style="text-align: center;">  </div> <p>-draw and cut out these shapes to make a duck picture</p>

Counting and Matching Puzzle


1



2




3




4



5



6



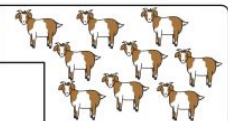
7



8




9



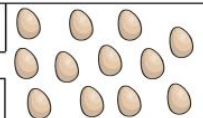
10



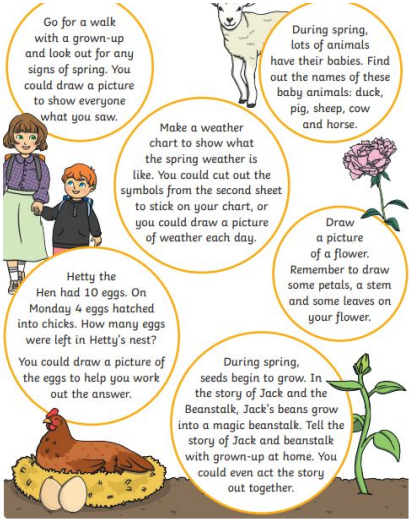

11





12



-Draw these pictures and write the numerals then cut them up, mix up the pieces and do the

		jigsaw
Knowledge and Understanding/ Creative	<p>Finding out about Spring-how it changes the world around us, the animals of Spring</p> <p>Finding out about duck life cycles</p> <p>Painting ducks using hand/footprints</p>	<p>This link will take you to a lesson about the signs of Spring To explain changes that happen in spring (thenationalacademy)</p> <p>Sing Old MacDonald Old MacDonald Had a Farm - Kids nursery rhymes - YouTube</p> <p>Here are some Spring jobs to try</p>  <p>Go on a Spring hunt</p>  <p>Watch this video about Spring SPRING for KIDS! Animals in Spring - YouTube</p> <p>-Make some yellow playdough</p>

		<p>and make 5 little ducks to help you sing the song</p> <p>This link is to a playdough recipe Best Ever No-Cook Play Dough Recipe! - The Imagination Tree</p> <p>In the Spring it can rain, this link will take you to a rain cloud experiment</p> <p>Rain Cloud Science Experiment – Simple Weather Experiment for Kids (beyondtheplayroom.com)</p>
Physical	<p>FUTSAL/Commando Joes</p> <p>Cutting skills-cutting out feathers</p> <p>Moving like different farm animals</p> <p>-Digging in the Early Years garden</p>	<p>Feather Cutting Skills</p> <p><small>Cut out the feather and make snips in the sides to give a feathered look.</small></p>  <p>Can you draw feathers to cut out? Then use your scissors to snip to make it look like a feather!</p> <p>-Can you move like different farm animals-roll in mud to represent pigs, peck the ground to represent chickens, gallop like horses, eat grass like a cow or gambol like a lamb</p> <p>-roll in mud to represent pigs, peck the ground to represent chickens, gallop like horses, eat grass like a cow or gambol like a lamb</p> <p>-when you are outside in the garden can you do some digging just like Farmer Duck?</p> <p>-Try some Spring yoga</p> <p>Spring & Easter Yoga For Kids</p> <p> Yoga Club (Week 30) Cosmic Kids - YouTube</p> <p>-</p>