



Remote Learning

Here is this week's remote learning timetable.

If you have any questions or queries please feel free to email and I will help in any way I can!!

sophie.miller@newhartley.northumberland.sch.uk

I have included a key below to show which lessons require just online video lessons with on occasion pencil and paper to record information

and other lessons/activities when sheets are available to be printed if you would like to.





Over the course of the week, there will be a combination of both options.

★ The equipment or what is required will be **clearly** stated for each lesson below.











I have also included information below linked to the BBC channel for remote learning:

- The CBBC channel will have a three-hour block of primary school programmes from 9am. This will include programmes from BBC Live Lessons and BBC Bitesize Daily as well as Our School, Celebrity Supply Teacher, Horrible Histories and Operation Ouch.






Key:			Please email this piece of work
	<p>Online only option no need to print any sheets. Use of technology to access learning/lesson (links included for these underneath)</p> <p>★ If paper and pencil (only tools that will be required) are needed, will be stated for that lesson/day.</p>	<p>Option to print sheets / have PDF documents for the children to write on. If access to a printer.</p> <p>Paper based activity.</p>	<p>A couple of pieces per week will be required to submit by email to assess/provide feedback on. Thank you!</p> <p>If the task is highlighted (as above in this key), they are the chosen, focus pieces of work.</p> <p>→ Feel free just to send a photo of those pieces of work or tasks in an email.</p> <div style="display: flex; justify-content: space-around; align-items: center;">   </div> <p>If these pieces of work could be submitted by the Friday evening that would fab!! Thank you all very much.</p> <p>Please feel free to take photos of your children completing tasks/activities and sending those as well!!</p>


















	Monday	Tuesday	Wednesday	Thursday	Friday
E N G L I S H	<p>Oak Academy</p> <p> All About Witches (Information Texts).</p> <p>To Box up for purpose.</p> <p>https://classroom.thenational.academy/lessons/to-box-up-for-purpose-64vk6r</p> <p>The children will begin their lesson today with a spelling activity (I sound spelt - le). Then the teacher on the screen will interview them to ask about their very own witch. Finally, the children will box up their information text.</p> <p>Remember to magpie pieces/ideas you really like and would like to include in your own work.</p> <p></p> <p>★ Pencil and paper is only needed for this task.</p> <p></p>	<p>Oak Academy</p> <p> All About Witches (Information Texts).</p> <p>To Identify features of an information text.</p> <p>https://classroom.thenational.academy/lessons/to-identify-features-of-an-information-text-c5gkec</p> <p>In today's lesson the children will begin with a game all about witches. An interview witch game, put yourself in the shoes of a unique witch... Then, the children will complete a strategy check and read together the text about the desert witch. Finally, the children will identify features of an information text.</p> <p>★ Pencil and paper is only needed for this task.</p> <p>Challenge: What special powers would you give desert witch?</p>	<p>Oak Academy</p> <p> All About Witches (Information Texts).</p> <p>To Write an Information text (part 1).</p> <p>https://classroom.thenational.academy/lessons/to-write-an-information-text-part-1-cmuk4c?activity=video&step=1</p> <p>The children begin by recapping what information texts are and what we are writing about this week. Today the children will begin writing their own information text all about witches.</p> <p>The children will begin their lesson today with a spelling activity (contractions). Then the children will talk through their introduction and appearance section. Then the children will write their introduction and appearance sections of their information texts. Remember to magpie pieces/ideas you really like and would like to include in your own work.</p> <p></p> <p>★ Pencil and paper is only needed for this task.</p>	<p>Oak Academy</p> <p> All About Witches (Information Texts).</p> <p>To write an information text (part 2).</p> <p>https://classroom.thenational.academy/lessons/to-write-an-information-text-part-2-64vp6t?activity=video&step=1</p> <p>The children will begin their English lesson today by completing a game. Then, the children will carefully think about their witches habitat and talk through this section with the boxed up method from Monday. The children will then write about their habitat section.</p> <p>Remember to magpie pieces/ideas you really like and would like to include in your own work.</p> <p></p> <p>★ Pencil and paper is only needed for this task.</p>	<p>Oak Academy</p> <p> All About Witches (Information Texts).</p> <p>To write an information text (Part 3).</p> <p>https://classroom.thenational.academy/lessons/to-write-an-information-text-part-3-6ctk4t?activity=video&step=1</p> <p>Today the children will start their lesson for English by finishing their information texts. (Finishing their books). The children will start with a spelling activity then think carefully about their witches behaviour. (-ed and -ing suffixes). Then using the children's boxed up method the children will talk through their behaviour section and conclusion. The children will then have a go at writing these sections.</p> <p>★ Pencil and paper is only needed for this task.</p> <p>Remember to magpie pieces/ideas you really like and would like to include in your own work.</p> <p></p> <p>work.</p> <p>Please feel free to also email over your child's writing from information</p>









<p>Spelling Activity: Focus spelling rule for the week: [The Sound /ee/ spelt with 'ey'] Words: key, donkey, monkey, chimney, valley, trolley, turkey, hockey, parsley and journey.</p> <p>Task: Write out and practise our focus spelling rule for the week on a piece of paper.</p> <p>★ Pencil and paper is only needed for this task.</p> <p> Sheet attached to year 2 webpage if needed.</p> <ul style="list-style-type: none"> - Look, say, cover, write and check. 	<p>Handwriting activity: Practise the following joins.</p>  <p>Then, write out the following words.</p>  <p> Sheet attached to year 2 web page if access to a printer.</p>	<p>Spelling activity: Focus spelling rule for the week: [The Sound /ee/ spelt with 'ey'] Words: key, donkey, monkey, chimney, valley, trolley, turkey, hockey, parsley and journey.</p> <p>Task: Can you have a go at using 3 different types of recording materials (pencil, paint, crayons etc) to practise our focus spellings for the week and record on a big piece of plain paper.</p> <p>★ Pencil and paper is only needed for this task.</p> <p> Sheets attached to year 2 webpage if needed.</p> <ul style="list-style-type: none"> - Word search - Muddled up words to solve activity sheet. 	<p>Handwriting Activity: Practise the following joins.</p>  <p>Then, write out the following sentence.</p>  <p> Sheet attached to year 2 web page if access to a printer.</p>	<p>texts all about witches.</p> <p>Phonics/Reading task:</p> <p>1) Ruth Miskin Phonics lesson. Complete today's set 3 sound and spelling lessons. Ruth Miskin Phonics Youtube. 9:30am onwards.</p> <p>https://www.youtube.com/channel/UCo7fbl_gY2oA_cFCIq9GdxtQ</p> <p>★ Pencil and paper is only needed for this task.</p>
--	--	---	--	--



M A T H S	 Whiterose <u>Multiplication and Division focus.</u> Divide by 2. https://vimeo.com/498260506 Watch the following lesson then complete questions 1-3 using prompt sheet. Attached to year 2 webpage ★ Pencil and paper is only needed for this task.  Sheets attached to year 2 web page if access to a printer.	 Whiterose <u>Multiplication and Division focus.</u> Odd and Even Numbers https://vimeo.com/498261586 Watch the following lesson then complete questions 1-3 using prompt sheet. Attached to year 2 webpage ★ Pencil and paper is only needed for this task.  Sheets attached to year 2 web page if access to a printer.	 Whiterose <u>Multiplication and Division focus.</u> Divide by 5. https://vimeo.com/498262138 Watch the following lesson then complete questions 1-3 using prompt sheet. Attached to year 2 webpage ★ Pencil and paper is only needed for this task.  Sheets attached to year 2 web page if access to a printer.	 Whiterose <u>Multiplication and Division focus.</u> Divide by 10. https://vimeo.com/498262386 Watch the following lesson then complete questions 1-3 using prompt sheet. Attached to year 2 webpage. ★ Pencil and paper is only needed for this task.  Sheets attached to year 2 web page if access to a printer.	 Whiterose <u>Statistics focus.</u> Activity - make tally charts. https://vimeo.com/501669795 Practical Lesson. Please feel free to take photos of what your child completes during the lesson. If they choose to do some recording :)  The children will be drawing and making tally charts in today's lesson.
PE	 Follow Joe Wicks workout video for today YouTube. 9AM live video - or play later on in the day.	 Cosmic Kids Yoga Pokemon https://www.youtube.com/watch?v=tbCjkPlsaes&list=PL8snGkhBF7ngiFwW6-b9aV5eCgY0FAAB4&index=4	 Follow Joe Wicks workout for today.	 Cosmic Kids Yoga - Yoga club Food and Chef Edition https://www.youtube.com/watch?v=VmDjc3uUY&list=PL8snGkhBF7ngiFwW6-b9aV5eCgY0FAAB4&index=34	 Coach Liam Active Future https://www.youtube.com/watch?v=1GGwOdKrCOK



<p>T O P I C</p>	<p> Most of these sessions will use a PDF, link or e-book as a stimulus to facilitate discussion with your child. Some sessions will result in a written outcome and others will not.</p> <p>PSHE - Emotions and feeling good.</p> <p>https://classroom.thenational.academy/lessons/feeling-good-6hj64d?activity=video&step=1</p> <p>Today the children will focus on emotions and what they are? The children will look at how they are feeling today and play a game called name that feeling using Emojis. Meet a character called Gem and help write a letter also.</p> <p>★ Pencil and paper is only needed for this task.</p>	<p> PSHE Don't worry about a thing.</p> <p>https://classroom.thenational.academy/lessons/dont-worry-about-a-thing-68u32d?activity=video&step=1</p> <p>Today's PSHE lesson the children will focus on talking about worries and how to deal with them. The children will be making their very own worry dolls.</p> <p>★ The children will need ice lolly sticks, wool and scissors.</p> <p>★ You may also need a black felt tip pen.</p> <p>★ If you do not have these items please do not panic and just get your child to design their own worry doll on a plain piece of paper.</p>	<p> PSHE Keep Calm and Carry On.</p> <p>https://classroom.thenational.academy/lessons/keep-calm-and-carry-on-6cu34c?activity=video&step=1</p> <p>Today the children will be thinking about what makes the children feel calm when they are feeling upset, happy or anxious etc.</p> <p>The children will need: cardboard box (e.g. cereal box or delivery box etc), art and craft materials, scissors, glue, felt tip pens, coloured paper. If not available, design their own box and items on a plain piece of paper. If the children are making their own using items in the house and have their own cardboard box the children will need 5 items that make them happy. (For their happiness box).</p>	<p> World Book Day!</p> <p>★ Pencil and paper is only needed for this task.</p> <p>To celebrate world book day in a slightly different way this year.</p> <ol style="list-style-type: none"> 1) Can you take a photo of you reading your favourite book in your favourite place in the house? 2) Follow the PDF powerpoint slides attached to the year 2 webpage 'the masked reader'. <p>Can you guess the celebrity reader hiding behind the mask who is doing some reading.</p> <ul style="list-style-type: none"> - Solve 3 clues to work out who the masked reader is. - Solve 3 more clues to find out what book they are reading. 	<p> Music Mr Benefield has created some more musical videos for you to enjoy and join in with.</p> <p>Have a little look at the following videos uploaded to the year group webpage.</p> <ul style="list-style-type: none"> - Wiggly worm song. - Jolly Hunter poem read out by Mr Benefield and then created into a song to listen to and join in with. <p>Also, a video all about how a Cello works.</p> <ul style="list-style-type: none"> - Can you tell your grown up 1 new fact about a Cello you have learnt? <p>Don't forget to look out for 'Miss Miller's Musical Moments' video for this week :)</p> <p> I hope you enjoy it!!</p>
----------------------------------	---	---	--	---	--



--	--	--	--	--	--



There will also be **another** story video for you to watch! :)

I hope you enjoy the story... Don't forget to look for the little character hidden away somewhere!! Let me know which character you think it is....

Keep Smiling,
Miss Miller :)