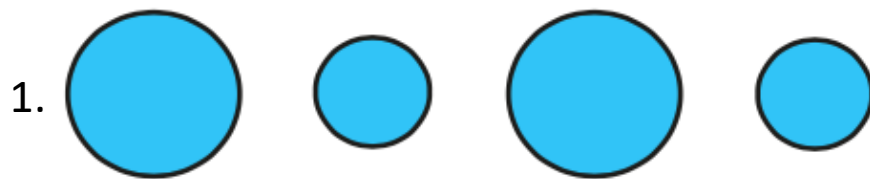


If using this as a prompt for recording please use the title: **Shape Lesson 5.**

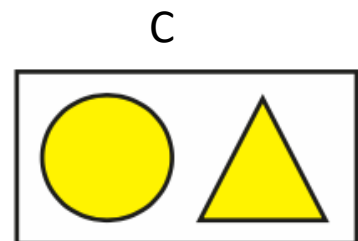
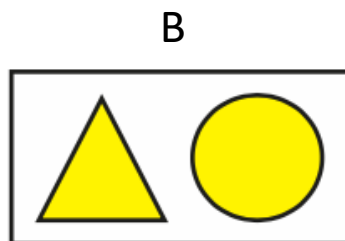
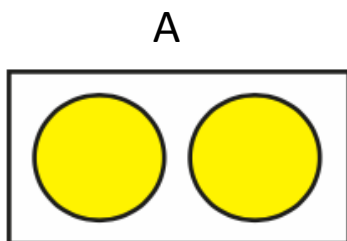
Write the question number followed by your answer eg. Q1.

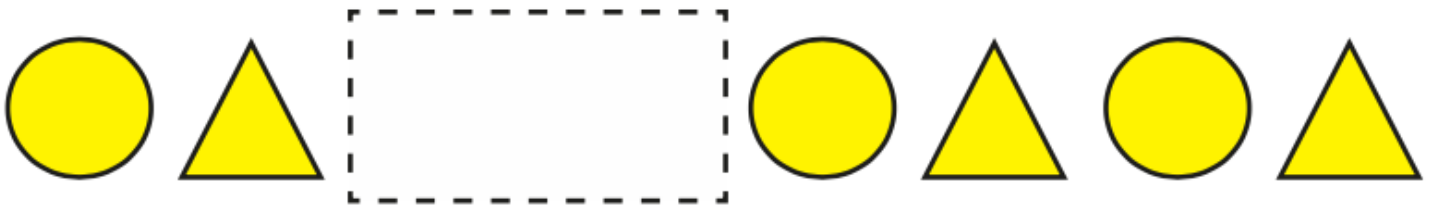
Where questions use numerals/numbers please encourage your child to read the number independently where possible.

Draw the next two shapes for each pattern.



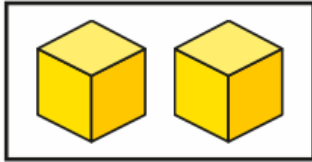
4. Which set of shapes would fit in the patterns?



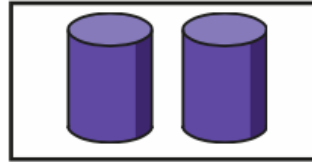


5.

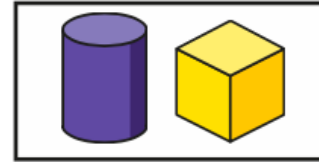
A



B



C



6.



My pattern goes:
circle, circle, square,
then it repeats.

Draw the first 9 shapes in Jack's pattern.

7. Amir makes a pattern with these shapes. You may find it easier to collect boxes and tins and fold paper to represent each of the shapes.

4 cuboids

3 cones

4 cylinders

What could Amir's pattern be?

How many different patterns can you make?